

*The Machine
Never Tells a Lie!*



About AJCE

AJCE KOREA is the leading manufacturer in construction excavator attachment industry mainly focusing on hydraulic breakers.

Since 1990, the real producer has been supporting with our valuable partners and their customers with quality products and up-right business process.

100% In-House manufacturing with genuine materials has facilitated the development of the most extensive and long-term business partnerships all over the world.

27-year-knowhow and **well-experienced engineers** have enabled **AJCE KOREA** to respond swiftly to various needs and wishes for the worldwide clients.

All AJCE hydraulic hammers are designed, manufactured and assembled by **AJCE**.



History of AJCE

- Feb 1990** Established AJIN PRECISION and started manufacturing control valves for construction equipments.
- Mar 1991** Started producing minor components for hydraulic breakers Such as front cover, thrust bush, through bolt, etc.
- May 1993** Moved to 2nd factory and started manufacturing major components for rock breakers Such as cylinder, front head, piston, etc.
- Sep 1997** Moved to 3rd factory and started assembling and providing OEM
- Feb 2000** Changed to incorporated company, AJ Construction Equipment Co., Ltd.
- Aug 2006** Developed full line of hydraulic hammers from 1 to 60 tons class
- Jan 2009** Opened AJCE China in Yantai
- Dec 2010** Acquired CE certificate and opened AJCE Europe in Rotterdam, Netherlands
- May 2013** Awarded Promising Export Firm by Business Administration
- Jun 2013** Acquired GOST certificate
- Dec 2013** Awarded USD 5 million Export Tower from KITA, Korea
- Jun 2014** Awarded E-Trade Frontier by Governor of Gyeonggi province
- Aug 2014** Acquired Certificate of Product-Specific Approved Exporter by Customs Service, Korea
- Nov 2015** Acquired Certificate of Designation Small Giant in Export by IBK
- Dec 2019** Opened its 4th factory(3500m²) in Maehwa Industrial Complex



Technical Specification

Description / Model		Inward valve type without Accumulator											Inward valve type with Accumulator					Outward valve type with Accumulator							
		Small Range						Medium Range					Large Range					Medium Range		Large Range					
		MINI	100M	200M	300M	350M	400M	430M	450M	500M	600M	710M	810M	1000M	1200M	1400M	1500M	180F	250F	350F	450F	550F	650F	680F	
Suitable Excavator	ton	0.8~1.7	0.8~2.5	1.2~3.0	2.5~4.5	3~6	4~8	5~10	6~14	10~18	14~20	17~23	18~26	25~33	28~36	35~45	45~55	14~18	18~25	25~35	35~45	45~60	50~65	60~75	
	lb	1764~3748	1764~5512	2646~6614	7716~9921	6722~12125	8962~15432	13228~19841	15432~30864	24251~35274	33069~39683	37479~50706	39683~57320	55115~68343	63934~77162	77162~99207	99207~121253	30865~39683	39283~55115	55115~77162	72162~99207	99207~132277	110230~143300	132277~165345	
Operating Weight	Top Type	kg	70	90	110	135	210	300	400	540	890	1450	1700	1950	2400	2800	3400	4300	1400	1800	2500	3400	4400	4800	5400
		lb	154	198	243	298	463	661	882	1190	1962	3197	3748	4299	5291	6173	7496	9480	3086	3968	5512	7496	9700	10582	11905
	Box Type	kg	75	100	125	150	225	300	400	540	860	1450	1700	1950	2400	2800	3400	4300	1400	1800	2500	3400	4400	4800	5400
		lb	165	220	276	331	496	661	882	1190	1896	3197	3748	4299	5291	6173	7496	9480	3086	3968	5512	7496	9700	10582	11905
	Side Type	kg	70	90	110	135	210	300	390	520	800	1400	1650	1900	2300	2700	3300	4200	1350	1750	2400	3300	4300	4700	5300
		lb	154	198	243	298	463	661	860	1146	1764	3086	3638	4189	5070	5952	7275	9259	2976	3858	5291	7275	9480	10362	11684
Required Oil Flow	l/min	15~30	15~30	20~40	25~50	30~60	40~70	50~90	60~100	80~110	90~120	100~150	120~180	150~210	180~240	200~260	210~290	115~150	125~160	175~220	200~250	220~300	220~300	250~350	
	gal/min	4.0~8.0	4.0~8.0	5.3~10.6	6.6~13.2	7.9~16.0	10.6~18.5	13.2~23.8	15.9~26.4	21.1~29.1	23.8~31.7	26.4~39.6	31.7~47.6	39.6~55.5	47.6~63.4	50.8~68.7	55.5~76.6	30.4~39.6	33.0~42.3	46.2~58.1	52.8~66.1	58.1~79.9	58.1~79.9	66.1~92.6	
Setting Pressure	bar	150	150	150	150	150	170	180	190	200	210	210	210	210	210	210	210	210	210	210	210	220	230	240	
	psi	2134	2134	2134	2134	2134	2418	2560	2702	2845	2987	2987	2987	2987	2987	2987	2987	2987	2987	2987	2987	3129	3271	3413	
Operating Pressure	bar	90~120	90~120	90~120	90~120	100~130	110~140	120~150	130~160	150~170	150~170	160~180	160~180	160~180	160~180	160~180	160~180	160~180	160~180	160~180	160~180	170~190	180~200	190~210	
	psi	1280~1707	1280~1707	1280~1707	1280~1707	1422~1849	1565~1991	1707~2134	1849~2276	2134~2418	2134~2418	2276~2560	2276~2560	2276~2560	2276~2560	2276~2560	2276~2560	2276~2560	2276~2560	2276~2560	2276~2560	2418~2702	2560~2845	2755~3045	
Impact Energy	joule	244	305	407	611	814	1018	1356	2036	2712	4067	5423	6107	8143	10178	13558	16270	4067	5423	8143	13558	16270	20337	27116	
	ft.lbs	180	225	300	450	600	750	1000	1500	2000	3000	4000	4500	6000	7500	10000	12000	3000	4000	6000	10000	12000	15000	20000	
Impact Rate	bpm	800~1400	800~1400	700~1200	600~1100	500~1000	500~900	400~800	400~800	350~700	350~650	350~600	350~500	300~450	300~450	250~350	200~300	350~650	350~600	300~450	300~400	200~300	150~250	100~200	
Hose Diameter	inch	½	½	½	½	½, ¾	½, ¾	½, ¾	¾	¾	1	1	1	1	1¼	1¼	1¼	1	1	1	1¼	1¼	1¼	1¼	
Noise Level	dB	106	106	107	109	117	109	115	112	114	115	120	118	120	123	124	125	114	120	120	123	126	127	128	
Tool Diameter	mm	35	40	45	53	60	68	75	85	100	125	135	140	150	155	165	175	120	135	150	160	180	190	200	
	inch	1.4	1.6	1.8	2.1	2.4	2.7	3.0	3.4	4.0	4.9	5.3	5.5	5.9	6.1	6.5	6.9	4.7	5.4	5.9	6.3	7.1	7.5	7.9	

*The above specifications are subject to change without prior notice for the quality enhancement.



Suitable Excavations

MODEL	TON	DOOSAN / DAEWOO	HYUNDAI	VOLVO	CATERPILLAR	KOMATSU	HITACHI	KOBELCO	CASE	NEW HOLLAND	JCB	KUBOTA / HIDROMEK	YANMAR / SUMITOMO	BOBCAT / JOHN DEERE	IHI / LIEBHERR
MINI 100M	0.8~2.5	DX7 / DX10	R15 / R16	EC15 / EC20	300.9 / 301.4 / 301.5 / 301.7 / 302.4	PC05 / PC09 / PC12	ZX08 / ZX10 / ZX14 / ZX15 / ZX17	SK09 / SK13 / SK15	CX16 / CX18 / CX20	E9 / E16 / E18	8008 / 8010 / 8014	U-10 / U-17	VI010 / VI015	S70 / S100 / S130	
200M	1.2~3.0	DX10 / DX15 / DX18 / DX27 / DX30 / DX35	R15 / R16 / R22		301.4 / 301.5 / 301.7 / 302.4 / 303	PC12 / PC15 / PC16 / PC18 / PC20 / PC26	ZX14 / ZX15 / ZX17 / ZX19 / ZX20 / ZX26	SK13 / SK15 / SK16 / SK17 / SK20 / SK25	CX16 / CX18 / CX20 / CX22 / CX27	E16 / E18 / E20	8010 / 8014 / 8016 / 8018 / 8020 / 8025				
300M	2.5~4.5	DX27 / DX30 / DX35	R22 / R28 / R35	EC20 / EC25 / ECR28 / M90(SKID)	303 / 303.5 / 304 / 304.5	PC20 / PC26 / PC27 / PC30 / PC35 / PC40	ZX26 / ZX30 / ZX33 / ZX35 / ZX38 / ZX40	SK17 / SK20 / SK25 / SK27 / SK30 / SK35	CX27 / CX31 / CX35	E20 / E22 / E27 / E30 / E35	8018 / 8020 / 8025 / 8030	U-20	VI015 / VI017 / VI020 / VI027 / VI030 / VI035	S150 / S160 / S175 / S185 / S205 / S510 / S530 / S550 / S570 / S590 / 17D / 27D / 35D	15NX2 / 20NX2 / 25NX2
350M	3.0~6	DX30 / DX35	R35 / R36 / R45 / HSL850-7(SKID)	ECR28 / EC30 / EC35 / EC38 / M90(SKID)	303 / 303.5 / 304 / 304.5 / 305 / 305.5	PC30 / PC35 / PC40 / PC45	ZX30 / ZX33 / ZX38 / ZX40 / ZX40 / ZX48 / ZX50	SK27 / SK30 / SK35 / SK45 / SK50 / SK55	CX31 / CX35 / CX40 / CX50	E30 / E35 / E40	8018 / 8020 / 8025 / 8030	U-20 / U-30 / KX161-3	VI020 / VI027 / VI030 / VI035	S630 / S650 / S750 / S770 / S850 / JD250	20NX2 / 25NX2
400M	4~8	DX50 / DX55 / DX60	R45 / R50 / R55	EC35 / EC38 / EC45 / EC55 / ECR58 / EW60	304 / 304.5 / 305 / 305.5 / 307	PC40 / PC45 / PC55 / PC60	ZX48 / ZX50 / ZX55 / ZX65	SK45 / SK50 / SK55	CX40 / CX50	E40 / E50	3CX / 3CD / 4CX / 8040 / 8045 / 8052 / 8060	U-30 / KX161-3	VI030 / VI035 / VI055	50D / 60D / JD315 / JD410	AICHI D600 / 30NX2 / 35NX2
430M	5~10	DX70 / DX75	R75 / R80	ECR88	307 / 308 / 415F / 416F / 418F	PC60 / PC75 / PC78	ZX65 / ZX75 / ZX85	SK70 / SK75 / SK80	CX75	E70 / E75 / E80	3CX / 3CD / 4CX / JZ70 / 8080	HMK102	VI055	75D, 80D	
450M	6~14	DX70 / DX75 / DX80		ECR88	308 / 311 / 312 / 313 / 420F / 430F	PC75 / PC88 / PC100 / PC100 / PC120 / PC138	ZX75 / ZX85 / ZX120 / ZX130 / ZX135	SK70 / SK75 / SK80 / SK100 / SK140	CX80 / WX95				VI075 / VI0100	85D	
500M	10~18	DX130 / DX140 / DX155	R110 / R130 / R140 / R150	EC130 / EC140 / EW145 / EC150	311 / 312 / 313 / 315 / 316	PC120 / PC138	ZX120 / ZX130 / ZX135 / ZX160	SK115 / SK135 / SK140	WX125 / CX130 / CX135 / WX145	E115 / E135 / E145	JS115 / JS130 / JS140 / JS145	HMK140	VI0100 / SH130	120C / 135D	A312 / A314
600M	14~20	DX160 / DX170 / DX180	R160 / R170 / R180	EC160 / EW170 / EC180	315 / 316 / 317 / 318	PC170	ZX160 / ZX170	SK / SK160 / SK170	CX160 / WX165 / CX180 / WX185	E150 / EW160 / E170 / E175	JS160 / JS175 / JS180		SH160	160C / 190D	A316 / A900 / A912 / R914
710M	17~25	DX190 / DX200 / DX210	R170 / R180 / R200 / R210 / R220	EW170 / EW180 / EW200 / EC210	317 / 318 / 320	PC170 / PC200 / PC210 / PC215	ZX170 / ZX190 / ZX200 / ZX210	ED195 / SK200 / SK210 / SK215 / SK220	CX180 / CX185 / CX210	E195 / E200	JS180 / JS190 / JS200 / JS210 / JS220	HMK200 / HMK220	SH200 / SH210	210C	R918 / R920 / R922
810M	18~26	DX200 / DX210 / DX220 / DX225 / DX250	R200 / R210 / R220 / R250	EW200 / EC210 / ECR235 / EC240	320 / 321 / 323 / 324 / 325 / 326	PC200 / PC210 / PC215 / PC228 / PC230 / PC240	ZX200 / ZX210 / ZX225 / ZX240 / ZX250	SK200 / SK210 / SK215 / SK220 / SK230 / SK235	CX210 / CX225 / CX230 / WX240 / CX250	E215 / E220 / E225 / E235 / E245	JS230 / JS235 / JS240 / JS260		210C / 225C / 230C / 240D	R918 / R920 / R922 / R924 / R926	
1000M	25~33	DX250 / DX255 / DX280 / DX290 / DX300	R250 / R290 / R300 / R305	EC240 / EC290	324 / 325 / 326 / 330	PC290 / PC300	ZX250 / ZX280 / ZX300	SK250 / SK260 / SK295	CX250 / CX290	E265 / E305	JS260 / JS290 / JS300	HMK300	SH300	270D	R926
1200M	28~36	DX290 / DX300 / DX320 / DX330 / DX340	R280 / R290 / R300 / R305 / R320	EC290 / EC305 / EC330	330 / 335	PC290 / PC300 / PC330	ZX300 / ZX330 / ZX350	SK295 / SK330 / SK350	CX290 / CX330 / CX350	E305 / E335	JS290 / JS300 / JS330		SH300 / SH330 / SH350	330C / 350D	R934 / R936
1250M	30~38	DX290 / DX320 / DX330 / DX330 / DX340 / DX360	R290 / R300 / R305 / R320 / R360	EC290 / EC305 / EC330 / EC360 / EC380	330 / 335 / 336	PC300 / PC330 / PC360	ZX300 / ZX330 / ZX350								
1400M	35~45	DX320 / DX330 / DX340 / DX360 / DX370 / DX400 / DX420 / DX450 / DX470	R300 / R320 / R360 / R380 / R450	EC360 / EC380 / EC460	336 / 345	PC360 / PC390 / PC400	ZX350 / ZX400 / ZX450	SK330 / SK350 / SK400	CX330 / CX350	E335 / E385	JS330 / JS370	HMK370	SH350 / SH450 / SH460	330C / 350D / 370C	R936 / R944 / R946
1500M	45~55	DX400 / DX420 / DX450 / DX470 / DX480 / DX500	R450 / R470 / R480 / R500 / R520	EC460 / EC480	345 / 349 / 350 / 352	PC450 / PC490 / PC500	ZX450 / ZX470 / ZX470 / ZX520	SK400 / SK480 / SK500	CX490	E385 / E485	JS460	HMK490	SH450 / SH460 / SH480 / SH500	450C	R946 / R950 / R956
180F	14~18	DX140 / DX155 / DX160 / DX170 / DX180	R140 / R150 / R160 / R170 / R180	EC140 / EW145 / EC150 / EC160 / EC170 / EC180	314 / 315 / 316 / 317 / 318	PC150 / PC160 / PW170 / PC180	ZX145 / ZX160 / ZX170	SK140 / SK150 / SK160 / SK170	CX145 / CX160 / WX165 / CX180	E145 / E150 / EW160 / E170 / E175	JS140 / JS145 / JS160 / JS175 / JS180	HMK140	SH160	160C	A316 / A900 / A912
250F	18~25	DX180 / DX190 / DX200 / DX210 / DX220 / DX225 / DX250	R180 / R200 / R210 / R220 / R250	EW180 / EW200 / EC210 / ECR235 / EC240	318 / 320 / 321 / 322 / 323 / 324 / 325	PC180 / PC200 / PC210 / PC220 / PC228 / PC230 / PC240	ZX190 / ZX200 / ZX210 / ZX225 / ZX240 / ZX250	ED195 / SK200 / SK210 / SK220 / SK230 / SK235	CX180 / CX185 / CX210 / CX225 / CX230 / WX240	E195 / E200 / E215 / E220 / E225 / E235	JS180 / JS190 / JS200 / JS210 / JS220 / JS230 / JS235 / JS240	HMK200 / HMK220	SH200 / SH210	190D / 210C / 225C / 230C / 240D	R918 / R920 / R922 / R924
350F	25~35	DX250 / DX255 / DX280 / DX290 / DX300 / DX320	R250 / R290 / R300 / R305 / R320	EC290 / EC305 / EC330	325 / 329 / 330	PC270 / PC290 / PC300 / PC308 / PC330	ZX250 / ZX280 / ZX300 / ZX330 / ZX350	SK250 / SK260 / SK295 / SK330	WX240 / CX290 / CX330	E265 / E305	JS260 / JS290 / JS300 / JS330	HMK300	SH300	270D	R926 / R934
450F	35~45	DX330 / DX340 / DX360 / DX370 / DX400 / DX420 / DX450 / DX470	R360 / R380 / R430 / R450	EC360 / EC380 / EC460	330 / 336 / 345	PC330 / PC340 / PC350 / PC400 / PC450	ZX350 / ZX400 / ZX450	SK330 / SK350 / SK400	CX330 / CX350	E335 / E385	JS370 / JS460	HMK370	SH330 / SH350 / SH450 / SH460	330C / 350D / 370C / 450C	R936 / R944 / R946
550F	45~60	DX450 / DX470 / DX500 / DX530	R450 / R450 / R470 / R480 / R520	EC460 / EC480	345 / 349 / 350 / 352	PC450 / PC490 / PC500 / PC600	ZX450 / ZX470 / ZX490 / ZX520	SK480 / SK495 / SK500	CX490			HMK490	SH450 / SH460 / SH480 / SH500	R946 / R950 / R956 / R960	
650F	50~65	DX500 / DX530	R520	EC460 / EC480	349 / 350 / 352 / 365	PC490 / PC500 / PC600 / PC650	ZX490 / ZX520	SK495 / SK500					SH500	R956 / R960 / R966 / R970 / R974	
680F	55~75			EC700 / EC750	365 / 374 / 375	PC600 / PC650 / PC700	ZX650 / ZX670 / ZX690						SH700	R956 / R960 / R966 / R970 / R974	

* B, C, D, W, LC, etc and dash numbers are omitted on above table.

* Suitable hydraulic breaker is to be chosen well according to excavator and job condition, which is largely related to its power and performance.



AJCE Breaker Functions

Functions	MINI	100M	200M	300M	350M	400M	430M	450M	500M	600M	710M	810M	1000M	1200M	1250M	1400M	1500M	180F	250F	350F	450F	550F	650F	680F
Box / Side / Top Bracket	●	●	●	●	●	●	●	●	●	●	●	●	●	●	●	●	●	●	●	●	●	●	●	●
Skid Steer Loader Bracket	●	●	●	●	●	●	●	●	●	●	●	●	●	●	●	●	●	●	●	●	●	●	●	●
Bakhoe Loader Bracket					●	●	●	●																
Vibration Absorbtion Accumulator												●	●	●	●	●	●	●	●	●	●	●	●	●
Underwater Hammering Channel		●	●	●	●	●	●		●	●	●	●	●	●	●	●	●	●	●	●	●	●	●	●
Auto Greasing Channel									●	●	●	●	●	●	●	●	●	●	●	●	●	●	●	●
Speed Control by Valve Adjuster										●	●	●	●	●	●	●	●	●	●	●	●	●	●	●
Power Control by Cylinder Adjuster																		●	●	●	●	●	●	●
Anti Blank Firing System												●	●	●	●	●	●	●	●	●	●	●	●	●
Round Nut for Box Bracket										●	●	●	●	●	●	●	●	●	●	●	●	●	●	●



Chisel Choice

	Chisel type	Working Site
Moil		All demolition work, Road construction, Bridge foundation
Wedge		All demolition work, Trenching rocks, Cutting concrete
Blunt		Mining, Quarrying, Crushing rocks
Cone		Quarrying rocks, Cracking concrete



Internal Structure of AJCE Hammers

F series (Outward valve type)

- ✓ **Accumulator** absorbs shocks and fluctuations, improving life-time of hydraulic breakers.
Applicable breakers : from 810M to 1500M, from 180F to 680F.
- ✓ **Valve adjuster** controls the speed and power output of hydraulic breaker.
Applicable breakers : from 600M to 1500M, from 180F to 680F.
- ✓ **ABF(Anti Blank Firing)** system protects main body from idle hammering.
Applicable breakers : all models
- ✓ **Auto greasing system** improves productivity and comfort for operators.
Applicable breakers : from 500M to 1500M, from 180F to 680F.
- ✓ **Long tool pin** and **round nut** increase the life time of front head.
Applicable breakers : all models
- ✓ **On control valve** provides sufficient oil flow into the cylinder.
- ✓ **Air check valve** enables underwater hammering.
Applicable breakers : all models



FACE BOOK




You Tube

M series (Inward valve type)


Advantage of Real Manufacturer




Stable Quality



Competitive Price



Customized OEM



Swift A/S



AJCE KOREA

Add : 112-11 Maehaw Sandan road, Siheung city,
Gyeonggi province, 14931, Korea
Tel : +82 (0)31 315 6454 Fax : +82 (0)31 315 6455
E-mail : info@ajce.co.kr URL : www.ajce.co.kr

AJCE BRASIL

Add : Av. Engenheiro Alves De Souza 421, Imbiribeira,
Recife / PE, Brasil Cep: 51170-300
Tel : +55-81-9993-9303 / 2119-3997
E-mail : ajcebrasil@ajcebrasil.com.br

AJCE EUROPE

Add : Lindtsedijk 39, 2995 XL Heerjansdam, The Netherlands
Tel : +31 (0)78 737 02 55 Tel : +31 (0)6 14 670 489
E-mail : info@ajce.eu URL : www.ajce.eu